



**VINAYAKA MISSION'S  
RESEARCH FOUNDATION**  
(Deemed to be University under section 3 of the UGC Act 1956)  
(Accredited by NAAC)



**VINAYAKA MISSION'S  
HOMOEOPATHIC MEDICAL  
COLLEGE & HOSPITAL**  
(NABH Accredited Hospital)



Volume : 1 Issue : 1 & 2

**Quarterly E- News Bulletin**

Jan - June 2021

**Co-Sponsored by VMHMC&H Old Students Association**

## **Bulletin Board**

**Managing Editor : Dr. E. Rathnasabapathi, M.D. (Hom)., Editor : Dr. D. Sampaul Ravin, M.D. (Hom).,**

**Co-Editor : Dr. A. Praveen Kumar, M.D. (Hom)., Student Editors : Dr. A. Shanmathi (PG), S. Sanjuktha (I yr)**

Dear Readers,

Warm Greetings to all.

## *Editorial...*

*With the heavenly blessings of Dr. A. Shanmugasundaram, Founder Chancellor, VMRF, We the faculties of VMHMC&H are highly delighted to bring out our first ever quarterly E – News bulletin now as a feast to reader's interest. Taking up the responsibility of editorship is indeed a bliss for which I am sincerely thankful to my principal Dr.E.Rathnasabapathi.*

*As a constituent college of world widely reputed deemed university, we are offering Homeopathic services since 1988 in the best manner. Along with BHMS and M.D regular degree courses, the college became research centre for Doctorate in Homoeopathy (Ph.D) from the year 2011. We conduct many academic and hospital oriented programs for the welfare of students, patients and faculties regularly. Our hospital got accredited by NABH in 2020 for best patient care and service. Currently our plan is to encourage much more students and patients towards safe hands of Homoeopathy through this new endeavor. I hope this effort will definitely add fruitful values to Homeopathic fraternity.*

*Advanced facilities established in college at recent times & various programmes conducted by different committees between Jan 2021 – Jun 2021 are coloring this first issue beautifully. Dr.C.Rajalakshmi's article regarding general & Homoeopathic management of Haemorrhoids with case example, Dr. Kathiravan's (Alumnus) Successfully treated case of appendicular mass explores fabulous role of Homoeopathy in day-today and surgical health issues. Miss.Priyanka Sree, CRRI has considered the ongoing pandemic 'Covid-19' well with effective Homoeopathic approach. July and August 2021 events will reach you soon through succeeding issue.*

*Cheers to our Alumni Association for co-sponsoring this deed whole heartedly. I humbly request the Alumni Body to contribute your successful Cases, Articles and Research publications to [vinhomoeobulletin@gmail.com](mailto:vinhomoeobulletin@gmail.com) for future issues of our VINHOMOEEO.*

*Enjoy Reading...*

*Dr. D. Sampaul Ravin, M.D. (Hom).,  
Editor*

## « UG Departments »

Most qualified and experienced faculties are taking classes to UG students in good academic environment with best infrastructural facilities.



**Organon of Medicine**



**Materia Medica**



**Repertory**



**Homoeopathic Pharmacy**



**Physiology & Biochemistry**



**Pathology & Microbiology**



**Forensic Medicine & Toxicology**



**Surgery**



**Obstetrics & Gynaecology**



**Practice of Medicine**



**Community Medicine**



**Anatomy Museum**

## « PG Departments »

In South India ours is the first Homoeopathic institution to provide post graduate program in all seven specialities. PG students are trained exclusively by efficient faculties.



**Organon of Medicine**



**Materia Medica**



**Repertory**



**Psychiatry**



**Practice of Medicine**



**Paediatrics**



**Homoeopathic Pharmacy equipped with Electronic Potentizer & Triturator**



# College Hospital



AH-2020-0104  
Nov 26, 2020 – Nov 25, 2023

## NABH Accredited Hospital

Vinayaka Mission's Homoeopathic Medical College and Hospital, a Pioneer institution in the field of Quality based Homoeopathic Medical education was the vision of the Philanthropist, Dr. A. Shanmugasundaram. Vinayaka Mission's Homoeopathic Medical College Hospital, Accredited by NAAC is a centre of learning for students, patient care and clinical research in Homoeopathy. The hospital provides disciplined academic education and scientific research in Homoeopathy and caters to the health of the society providing Out- Patient and In- Patient care, along with the City Health centre and Peripheral Health Centres. It also opens up its venues for Basic Life Support programme, Personality Development Programme, Organ Donation & Transplantation Program & Health Awareness Programmes.

### Therapeutic services



Medical Record Department



Out Patient Unit



General Emergency Care Unit



In Patient Wards



Dressing Room



Sterilization and Disinfection



Dispensing Pharmacy

### Diagnostic Services



Clinical Laboratory



ECG



X-Ray



Ultra Sound

### Out Reach Services



City Health Center



Peripheral Health Center




Free Medical Camps



Free Pediatric Screening Camps

### Allied Services



Physiotherapy



First Aid



Ambulance Service



Yoga

# CAMPUS NEWS



## NSS Activities

Exclusive NSS activities accomplished by NSS volunteers are adding diamonds to VMHMC&H's golden crown. Our NSS unit remains as an exemplary element in providing hands on experience to young students in delivering community service. Here we bring few of such events to your view.



**National Youth Parliament Festival - Essay writing & drawing competition-11 & 12.01.21**



**Pongal Celebration-12.01.21**



**Parakram Diwas 125th Birthday of Netaji-23.01.21**



**Republic Day Celebration - 26.01.21**



**Polio Awareness Program-31.1.21**



**World Cancer Day – 04.02.21**



**Road Safety Week Awareness Rally – 05.02.2021**



**Voting Awareness Program – 09.03.21**



**Anti Ragging Awareness Program – 10.03.21**



**Yoga Awareness Program – 11.3.21**



**Azadi ka Amrut Mahotsav Programme-12.3.21**




**World Tuberculosis Day – 24.3.21**



**World Health Day Rally – 07.04.21**



**World Homoeopathy Day – 10.04.21**



**International Yoga Day – 18.06.21**

## CME PROGRAMMES


Continuous Medical Education programme is conducted every month for the benefit of UG Students, CRRI, PG Students, Ph.D Scholars, Teaching Faculties and Alumni in order to update their knowledge regarding furtherance in medicine and in Homoeopathy time to time. Last six month despite of pandemic situation, we were able to continue the programmes through online mode successfully.

**VINAYAKA MISSION'S HOMOEOPATHIC MEDICAL COLLEGE & HOSPITAL**  
(A Constituent College Of Vinayaka Missions Research Foundation(Deemed to be University))  
NH - 47, Sankari Main Road, Seerapadi, Salem - 636 308, Tamilnadu

**CME PROGRAM**  
TOPIC: HOW TO PREPARE DISSERTATION  
7<sup>th</sup> MAY '2021  
11.00 A.M - 01.00 P.M

Resource person  
**Dr. CHATURBHUJA NAYAK**, D.H.M.S (Hons), Dip. N.H.I. (Hons), M.D (Hom)  
Chairman, Special committee on fundamental research,CCRH  
Member of Governing Body of CCRH, Member of Expert Committee to

Further detail contact:  
principal.vmhmc@vnu.edu.in



S.NO	DATE	TIME	RESOURCE PERSON	CME TOPIC	NUMBER OF STUDENTS & CRRI PARTICIPATED	NUMBER OF PG'S & PhD SCHOLARS PARTICIPATED	NUMBER OF STAFF'S PARTICIPATED	TOTAL
1.	29.01.2021	2-4PM	Dr. K.Srinivasan, MD(Hom)., Sr. Homoeopathic Consultant, Chennai	Clinical Utility of Knerr Repertory	137	40	32	209
2.	10.2.2021	2-4PM	Dr.V.Vijayakrishna, MD(Hom)., Asst. Prof., GHMT, Bengaluru	Understanding of Flouric acid through case	130	40	30	200
3.	3.3.2021	2-4PM	Dr. Geetha Jose, MD(Hom)., Prof. & MS, GHMT, Calicut	Infertility and its Homoeopathic Management	132	40	30	202
4.	29.4.2021	11AM-1PM	Dr. Chaturbuja Nayak, MD(Hom)., Chairman, Special Committee of Fundamentals Research, CCRH, New Delhi	How to prepare a Dissertation Session - I	40	20	30	90
5.	7.5.2021	11AM-1PM	Dr. Chaturbuja Nayak, MD(Hom)., Chairman, Special Committee of Fundamentals Research, CCRH, New Delhi	How to prepare a Dissertation Session - II	42	21	32	95
6.	29.6.2021	11AM-1PM	Dr. G.Suresh, MD(Hom)., Prof., SKHMC, Kulasekharam	Homoeopathy in Geriatrics	150	35	25	210


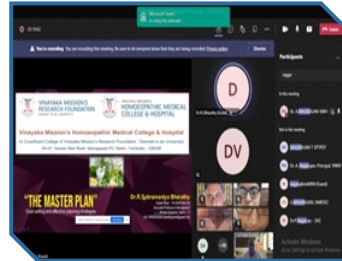
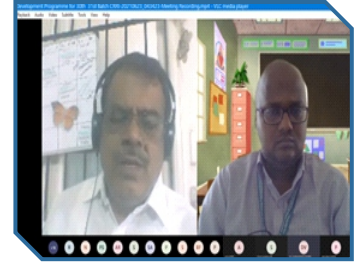
## KENT'S BIRTHDAY CELEBRATION

Department of Homoeopathic Materia Medica organized Dr.James Tyler Kent's 172<sup>nd</sup> Birthday Celebration on 31.03.2021. In this grand occasion, MCQ contest was organized for IV BHMS & CRRI. Miss.M.Priyadharshini, CRRI got Rs.2000.00 cash reward as first prize, Miss.R.Indhumathi, CRRI got Rs.1500.00 cash reward as second prize and Miss.Vanitha, CRRI got Rs.1000.00 cash reward as third prize. Miss.Jasneem, IV BHMS(SR), Miss Madhumitha IV BHMS(JR), Mr. Salmanul Faris IV BHMS(JR) got Fourth, Fifth and Sixth prizes respectively and gifted individually with the book "Lectures on Homoeopathic Materia Medica" by Dr.James Tyler Kent.



## SKILL DEVELOPMENT PROGRAM

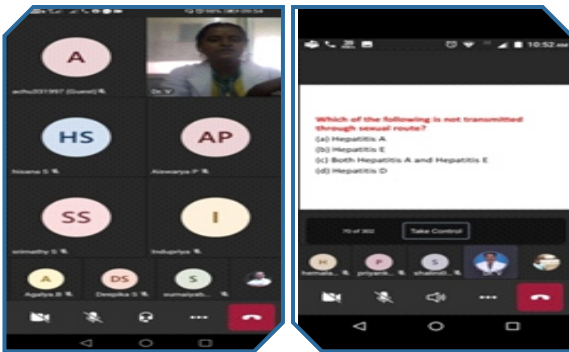
Our college has organized a 'Skill Development Program' for CRRI on 23.06.2021 by Online Mode. The Resource persons 1) **Dr. R. Subramania Bharathi**, MBA, Ph.D., Associate Professor, Department of Management Studies, Periyar University, Salem, had presented the topic “**THE MASTER PLAN - Goal Setting & Effective Planning**” in the forenoon session 2) **Prof. Dr. C. S. Ramanigopal**, President, Salem Productivity council, Former Head, Management studies, VMKVEC, Salem had presented the topic “**Resume Writing & Personal Interview**” in the afternoon session.



## STUDENT PROGRESSION SUPPORT TRAINING PROGRAMME (SPSTP)



Student Progression Support Training Program is conducted to motivate our CRRI's to reach high standards in education and in career as well. It is an official training program conducted by our college for students to face post-graduation entrance examinations as well as other public service examinations like UPSC, TNPSC, KPSC, etc., at **free of cost**. Program has been conducted through online mode during covid-19 lock down. **In spite of the desperate situation, in the AIAPGET 2020 exam, 15 students managed to write the examination confidently and 14 of them passed. Among them Dr. Venkatadhri got 12th rank in all India level and got admitted in M.D (Homoeopathic Materia Medica) in Government Homoeopathic Medical College and Hospital, Bengaluru.**



## VINFEM-2021

**Internal Complaints Committee (ICC)** has organized 'World Women's Day' programme in the name 'VINFEM-2021' on 8.3.21 & 9.3.21 for all UG & PG Girl students. **Prof. Dr. Selvanayagi, Principal, Annapoorna College of Nursing** was invited as chief guest. Cultural programmes and various skill oriented competitions along with chief guest's motivational speech were rendered to make the event very useful to the participants.



MANAGING HEMORRHOIDS IN EVERYDAY LIFE



**Dr.C. RAJALAKSHMI MD [Hom], PGDND, D.ACU**  
 ASSO. PROF, DEPARTMENT OF REPERTORY, VMHMC,  
 VMRF, DEEMED TO BE UNIVERSITY,  
 SALEM, TAMILNADU.  
 E-MAIL : drcejalakshnimdhom@gmail  
 Mobile : 81243 64473

Piles or Hemorrhoids' occur when the tissues, blood vessels and muscle fibers in or around the anus becomes irritated and inflamed. They usually appear in clusters and develop internally or externally. Piles are painful, though in most cases they resolve in few days or weeks. Piles happen because of pressure in rectum. Pregnancy women are susceptible to piles as well as those who have constipation, poor eating habits and old age

**Some symptoms of piles are as follows**

- Pain while having bowel movement.
- Bleeding during defecation.
- Lumps of tissue around the anus.
- Redness and itching around the anal area.

**Factors that helps to control hemorrhoids**

- Life style changes like avoiding coffee, tea, spicy foods ,alcohol, pastry and other fatty foods which contribute to the inflammation of anus.
- Regular exercise which activated the digestive system.
- Drinking plenty of water helps to flush out the toxic substances from the body.
- Unhealthy defecation habit such as ignoring the need to pass stools when necessary, irregular meals, spending long time in the lavatory and straining for stool.
- Sitz bath – sitting in warm water will soothes the inflamed parts.

**Homoeopathy drugs**

- Ratanhia – painful hemorrhoids while passing stool, stitching type of pain while passing stool.

- Graphites – piles with constipation, obesity, stool hard, knotty and united by mucous threads.
- Hammelis – best for bleeding piles.
- Sulphur – burning and itching anus often.
- Nux vomica – helps to cure constipation in unhealthy life style.
- Aesculus – burning and stitching pain in anus long after stool.

**Case on Hemorrhoid**

A first year college girl came with the complaint of pain in the anus on and off. Burning pain in anus after passing stool. Complaints are aggravated after taking spicy food, sweets and prolonged sitting in classroom. Complaints are better after taking fruits, curd, milk. No other specific complaints.

When the student was asked to detail her complaint she narrated that she got her complaints only after joining college. She takes food from mess, hotels and then she developed these complaints gradually.

- Past history - NAD
- Family history- NAD

**Physical generals**

- Appetite –good, thirst – reduced, urine- normal, stool – normal but burning pain present after stool, sleep – disturbed due to her complaint.
- Mental generals- desire to work and study always.

**Local examination** – no any growth, redness of the parts.

**General Examination**

- Temperature –Normal
- BP- 130/80 mm of Hg,
- No lymphadenopathy.

**Diagnosis – Grade I hemorrhoids**

**Reportorial Chart Provided in Image Form**

Clipboard 1	
1. MIND - ACTIVITY - desires activity	(98) 2
2. STOMACH - THIRSTLESS	(179) 2
3. RECTUM - HEMORRHOIDS	(275) 1
4. RECTUM - HEMORRHOIDS - painful	(51) 2
5. RECTUM - PAIN - burning	(204) 1
6. RECTUM - PAIN - burning - stool - after	(141) 2
7. RECTUM - PAIN - sitting - while	(31) 3
8. SLEEP - DISTURBED - pains, by	(21) 2

	a15.	mura.c.	lyc	sep.	staph.	coloc.	aesc.	sulph.	caust.	calc.	phos.	thuri.	bar-c.	nit-ac.	puls.	la
1	2	3	4	5	6	7	8	9	10	11	12	13	14	15	16	17
15	15	13	13	13	13	11	11	11	11	11	11	11	10	10	10	10
30	23	28	27	18	17	24	21	19	16	16	16	15	20	20	19	19
2	1	-	2	1	-	-	2	-	-	-	-	1	-	-	-	3
2	1	2	2	2	1	2	1	1	1	1	1	-	1	3	1	1
3	3	3	3	2	2	3	3	3	2	3	2	2	3	3	3	3
3	1	1	1	1	1	1	-	2	1	1	1	2	1	1	-	-
2	2	2	3	1	2	3	3	1	3	2	3	2	3	3	2	2
3	2	2	1	2	2	3	3	3	2	2	2	1	3	2	2	2
1	2	3	3	1	1	2	1	1	1	1	1	1	-	-	-	-
1	1	2	-	-	1	-	-	-	-	-	-	-	2	1	1	1

## Follow Up

S.NO	DATE OF VISIT	SYMPTOM	PATIENT ASSESSEMENT	REMEDY
1	29-3-2019	Pain reduced, sleep improved	better	Placebo tds
2	15-4-2019	pain reduced, sleep good	better	Placebo tds
3	1-5-2019	good	better	Placebo tds
4	19-5-2019	good	better	Placebo tds

### Conclusion

The student felt better after few days of taking medicine and followed some dietary management. The haemorrhoids aggravating factor were advised

to be restricted. Now there is no recurrence of pain. Homoeopathy cures the haemorrhoids once the cause of the disease is identified and treated accordingly.

## A CASE OF APPENDICULAR MASS



**Dr. J. Kathiravan** BMHS , MD(Hom),  
Alumnus - 2017-18 PG Batch  
Email : dr.j.kathiravan@gmail.com  
Mobile : 95006 69678

### Chief complaint:

A 26 years old female came with complaints of vague pain in the right lower abdomen since one month, sudden onset on and off. The pain comes and disappears within few minutes. The pain is aggravated in evening and ameliorated by passing stool. She also complained of decreased appetite with aversion to food , occasionally nausea. Generalized weakness. She had taken allopathic treatment with temporary relief.

### Past History , Family History:

No significant past and family history.

### Physical General and Personal History:

Appetite - Reduced  
Thirst – 2-3litres/day  
Urine – 3-4 times/day  
Stool- 1/ day ,Regular & satisfied  
Sleep- Refreshing  
Dreams – Her daily works  
Desire - Not Specific  
Aversion – Food  
Perspiration – Good  
Thermal Relation – Chilly Patient  
Menses – Regular, 25 days cycle, Bright red in colour.  
Diet – Mixed diet  
Habit – Tea  
Addiction – Nil

### Obstetric History:

G<sub>1</sub>P<sub>1</sub>A<sub>0</sub>L<sub>1</sub>. NFTVD. No history puerperal complication.

### Mental Generals:

Naturally she is calm and quit. Extroverted. Her childhood and family life was happy and uneventful. She was insisting for health tonic for her general weakness.

### Physical appearance :

Tall, Slender, Wheatish complexion.

### Vital sign:

BP- 110/65

Pulse – 56/min

Temperature – Afebrile at the time of examination

RR- 14/min

### Investigation :

#### USG Abdomen and pelvis on 01-08-2017

Hypochoic Mass in the right Iliac Fossa ?  
Appendicular Mass.

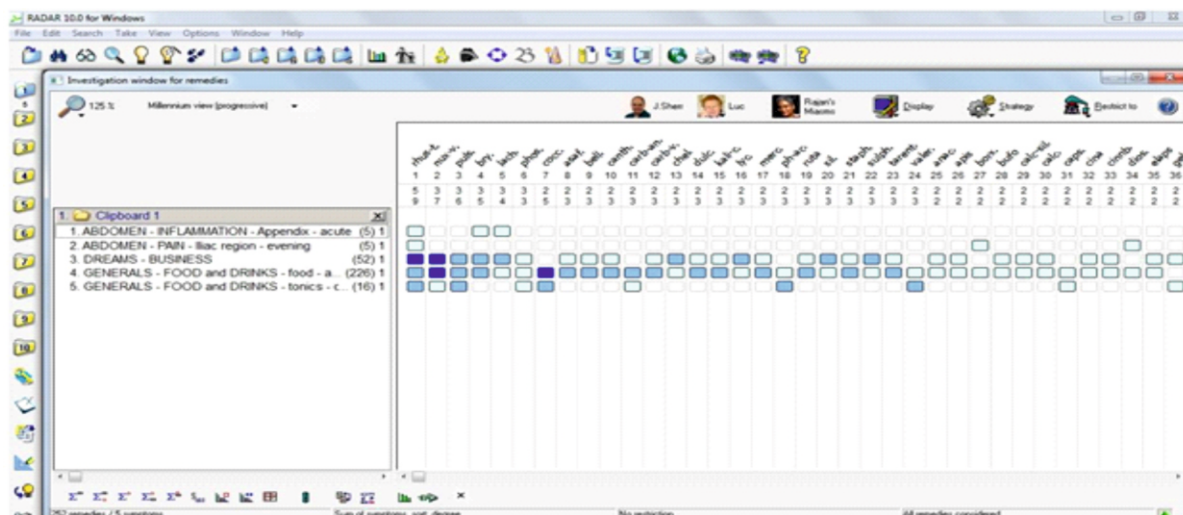
### Totality :

1. Pain in right iliac region
2. Appendicular mass
3. Dreams of daily work
4. Aversion to food
5. Desired for health tonic

### Repertorial Totality: by using synthesis

1. Abdomen- inflammation-appendix, acute
2. Abdomen- pain – iliac region – evening
3. Dreams – business
4. Generals – food and drinks- food, aversion
5. Generals – food and drinks- tonic, desire





### Repertorial Result:

Rhus Tox – 5/9      Puls 3/6      Nux vom 3/7

### Prescription :

Rhus tox 200 – 1 dose st  
 Ferrum phos 6x 2-2-2 \* 2 weeks

### Follow Up

4-9-17	Pain on and off. Frequency reduced.	R <sub>x</sub> , Placebo – 1 dose Ferrum phos 6x given for 2 weeks
16-9-17	Pain reduced well. Appetite improved. Weakness reduced	R <sub>x</sub> , Placebo – 1 dose Ferrum phos 6x given for 2 weeks
30-9-17	Appetite good Weakness much better.	R <sub>x</sub> , Placebo – 1 dose BT 1-1-1 given for 1 month
31-10-17	Weakness relieved. No pain. Appetite good. Advised to repeat USG	R <sub>x</sub> , Placebo – 1 dose BT 1-1-1 given for 1 Week
7-11-17	Normal study of abdomen	No medicine given

### Conclusion:

The homoeopathic medicine yields wonderful results in surgical cases even if it is acute, that too as early as possible, when the similimum is right.

## OBITUARY

### 1. FACULTY

**HEARTFELT CONDOLENCE TO OUR MOST RESPECTED SENIOR FACULTIES WHO ATTAINED HEAVENLY STANCE.**

1. DR.R.Santhanapandiyam, Former Principal GHMC, Thirumangalam and former Senior Professor, VMHMC&H passed away on 7.5.2021.
2. Dr.N.Subramaniyan, Former Principal VMHMC&H, Founder and Former Principal HHMC&RC, Rasipuram passed away on 11.5.2021.

### 2. ALUMNI

**MISS YOU ALL BELOVED ALUMNI. YOUR DYNAMIC RELATIONSHIP WITH COLLEGE WILL NEVER FADE.**

1. Dr.V. Santhakumar of 1991-1992 Batch
2. Dr.Ealumalai of 1991-1992 Batch
3. Dr.Edwin Suresh Kumar of 2002-2003 Batch
4. Dr.S. Sekar Sarguna Pandiyan 2006 - 2007 Batch
5. Dr.D.Gopi of 2012- 2013 Batch



**Miss. G.V. Priyanka Sree, BHMS.,  
CRRI - 30<sup>th</sup> Batch**  
Email : priyankasree1569@gmail.com  
Mobile : +91 87545 93194

## **SARS-COVID-19 OR SIMPLY PUT CORONA VIRUS DISEASE IS THE RECENT PANDEMIC AFFECTING OUR COMMUNITY.**

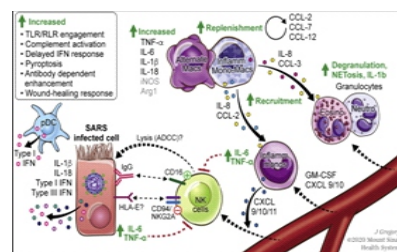
**CAUSATIVE AGENT:** SARS-CoV-2 is a type of RNA virus which is zoonotic in origin and it is estimated that Coronavirus infections are likely to emerge periodically in humans due to frequent cross-species infections and occasional spillover events. The transmission of coronavirus is reported through respiratory droplets, human contact and fecal-oral route.

**INCUBATION PERIOD:** An average incubation period is 5 days which may range from 2 to 11 days because of which the period of observation or quarantine or care of the current pandemic is 14 days.

**PATHOGENESIS:** The pathological features of SARS-CoV-2 of family Coronaviridae measuring from 60 to 140 billionths of a metre across, having median R0 2.79 with early outbreak data following exponential growth have been shown to greatly resemble those seen in SARS and MERS coronavirus infection. First described in 1960s, the coronavirus gets its name from a distinctive corona or “crown” of sugary-proteins projecting from envelope surrounding the particle. Following the entry of coronavirus into the cell, the uncoated particle and the RNA genome is deposited into the cytoplasm. The coronavirus RNA genome has a 5' methylated cap and a 3' polyadenylated tail, which allows the RNA to attach to ribosomes for translation. Coronaviruses also have a protein known as a replicase encoded in its genome which allows the RNA viral genome to be transcribed into new RNA copies using the host cell's machinery. Coronaviruses have a non-structural protein – a protease – which can separate the proteins in the chain. The excess production of type 2 cytokines and an age dependant defect in T-cell and B-cell function could lead to a deficit in control of viral replication and more prolonged proinflammatory responses, potentially leading to a poor outcome in patients of COVID-19. The main pathogenesis of SARS-CoV-2 as a respiratory system targeting virus is severe pneumonia, RNAemia and acute cardiac injury. In a first-hand data reported from Hospital of China, it was found that, by Jan 2, 2020, 41 laboratories - confirmed SARS-CoV2 infection admitted hospital patients had a higher plasma level of IL2, IL7, IL10, GSCF, IP10, MCP1, MIP1A, and TNFα.

**IMMUNOPATHOGENESIS:** In the body renin angiotensin system in which ACE2 enzyme plays a potential function of regulating blood pressure, maintaining electrolyte and fluid homeostasis along with protection of lung from acute lung injury triggered by sepsis, acid aspiration and sars. When the host becomes infected with sars-cov-2, it uses ACE2 receptor to facilitate viral entry into target cells leading to the replication of virus in the lung causing activation of alveolar macrophages and epithelial cell damage leading to increased vascular permeability. The induction of inflammatory cytokines and the release upon activation through innate immune receptors in response contribute to the adverse outcomes of pneumonia and hypoxia. ARDS is the main reason for death in covid 19 disease and one of the main feature of ARDS is the cytokine storm [an uncontrolled systemic inflammatory response resulting from the release of proinflammatory cytokines and chemokines by immune effector cells.]

**HISTOPATHOLOGY:** From the histopathological data obtained on the lungs of two patients undergoing lung lobectomies for adenocarcinoma who were retrospectively found to have had SARS-CoV-2 infection at the time of surgery, the lungs of both 'accidental' cases showed oedema, exudates as large protein globules, vascular congestion combined with inflammatory clusters of fibrinoid material, multinucleated giant cells and hyperplasia of pneumocytes.



**CLINICAL FEATURES:** Fever, Cough, Shortness of breath, Myalgia, Fatigue, expectoration, Headache, Hemoptysis, Dyspnoea, Respiratory rate > 59/min, Sore throat, Rhinorrhea, Chest pain, Nausea and vomiting, Conjunctival and nasal congestion, Chills, Congestion of throat, Rash, Dizziness, Abdominal pain, Anorexia, Lymph node enlargement. In severe cases patients develop pneumonia, acute respiratory distress syndrome, sepsis and septic shock, acute cardiac injury, acute kidney injury, secondary infections. etc.

### **Disease severity:**

- Mild Disease Non-pneumonia and mild pneumonia.
- Severe disease Dyspnea, respiratory frequency ≥ 30/min, blood oxygen saturation (SpO2) ≤ 93%,

PaO<sub>2</sub>/FiO<sub>2</sub> ratio < 300, and/or lung infiltrates >50% within 24 to 48 hours.

- Critical Disease Respiratory failure, septic shock, and/or multiple organ dysfunction (MOD) or failure (MOF)

**LABORATORY INVESTIGATIONS:** White Blood cells, Neutrophil count, Absolute neutrophil count, Lymphocyte count, Absolute Lymphocyte count, Platelet count, Activated partial thromboplastin time, TNF-alpha, Interferon-gamma, IGM, IGG

**LABORATORY FINDINGS:** Almost normal to low TLC count with lymphopenia in about half the cases due to fall in CD4 PLUS T CELLS; Thrombocytopenia; Elevated liver enzymes aminotransferase, creatinine kinase, and LDH; Virus isolation by reverse transcriptase-PCR on respiratory sample, plasma, urine or stool; Detection of serum antibodies by ELISA or immunofluorescence.

### SCOPE OF HOMOEOPATHY

The homoeopathic system of medicine is by far the most misunderstood branch of medicine. Although its origin is from Germany, it has been classified under the AYUSH system of alternate medicine in India which often makes the people to misunderstand it as Siddha or Ayurvedic medicine. This pandemic has provided an opportunity for the alternative methods of treatment to come out of its metamorphic shell and become known vastly. Homoeopathic system is based on the concept of **similia similibus curentur** which is based upon nature's law of cure. How does homoeo act? What is the possibility for a placebo system to help in covid? Forget covid homoeopathy cures nothing!!!!!!!!!!!! These are a few of the criticism laid down before us when an attempt as put forward by us in the treatment of this pandemic. So what happened in order for the criticisms to be withdrawn although not completely but at least to a major extent?

**arsenicum album 30** was introduced as **an immune booster** and a preventative. But is it the end of the homoeopathic treatment? Just a single preventative and vola that's it? **NOPE** homoeopathy does not end here. As we know there are more than 4500 medicines in our materiamedica and the number keeps on increasing, so what is the real scopeme known vastly. The homoeopathic system of medicine can combat covid with more ways than just arsenicum album.

### THREE METHODS

**GENUS EPIDEMICUS:** A remedy selected based on the symptoms observed by anamnesis of various cases during an epidemic outbreak. The genus epidemicus once found can be given to the patients in order to offer them a relief and buy us sometime to select the simillimum when the cases are very severe and in need of immediate attention.

**SIMILLIMUM SELECTION/REPERTORIAL APPROACH:** The standard approach of homoeopathy. The patients require medicines to satisfy the diseased vital force which reacts to the morbid influence differently in each individual. The similar medicine selected based on the totality aids to bring forth the highest ideal cure. Moreover, in this pandemic where the current fight is against the unknown properties of the virus, the similar medicine chosen based on the totality is the most reliable and effective treatment plan available.

**ADJUNCT/INTEGRATED APPROACH:** Although the system has gained support of the masses a fear still lingers about our reliability and so in order to ease them of this fear the integrated approach can be utilized by which the homoeopathic medicines are given along with allopathic medicines

### EVIDENCES AND MEDICINES SO FAR:

**MEDICINES PROVEN EFFECTIVE:** Several numbers of homeopathic medicines are there for patients with COVID-19 infection. Review and repartorization of the common symptoms of COVID-19 suggest Arsenic Album, Pulsatilla, Silicia, NatrumMuriaticum, Phosphorus, Calcarea Carbonicum, Hyper Sulphur, Lachesis, Nux Vomica, Sulphur and many other medicines.

**Research evidences:** Researchers found fibrogranulation proliferation tissues in the small bronchioles in COVID-19 patients (Tse et al., 2004); homeopathic medicine **Silicea and Arsenicumiodatum** have a prospect in resolving symptoms like pulmonary fibrosis (Vermeulen,1997).In severe cases, several homeopathic medicines, including **Cassia sophera, Lobelia inflata, and Zingiber officinale**, could help along with hospital management. A group of researchers shown the tincture of Cassia sophera, prepared from powdered leaves, significantly helps in respiratory distress (Nagore et al., 2009).Lobelia is being used as a respiratory stimulator and possess an effective anti-dyspnoetic agent (Joseph E. Pizzorno, 2016). Aqueous extracts of Zingiber-officinale can serve a suitable chemotherapeutics for the treatment of respiratory tract infection (Okiki Pius et al., 2015).Recently, in Italy, a group of most positive and probable COVID-19 patients was treated and healed with homeopathic medicines; these patients were preserved in home isolation facilities, and none of them received hospital facilities (Valeri, 2020).In another study in Iran, a small group of COVID-19 patients experienced development with homeopathic treatment (Aditya Kasariyans, 2020).



**VINAYAKA MISSION'S  
RESEARCH FOUNDATION**

(Deemed to be University under section 3 of the UGC Act 1956)

(Accredited by NAAC)



**VINAYAKA MISSION'S  
HOMOEOPATHIC MEDICAL  
COLLEGE & HOSPITAL**

(Accredited by NABH)

A constituent college of Vinayaka Mission's Research Foundation (Deemed to be University)  
(Approved by Govt. of Tamilnadu, Recognised by "AYUSH" Ministry of Health & Family Welfare,  
Govt. of India and Central Council of Homoeopathy, New Delhi)

## COURSES OFFERED

### B.H.M.S

**(Bachelor of Homoeopathic Medicine & Surgery)**

**Duration :** 4½ years + 1 Year compulsory rotatory residential internship

**Minimum Eligibility:** H.Sc / + 2 / equivalent, pass with science subjects

**M.D(Hom) - Doctor of Medicine in Homoeopathy**

**Duration:** 3 years

**Minimum Eligibility:** BHMS / Graded BHMS or its equivalent recognized by CCH

#### SPECIALITIES:

- ❖ Practice of Medicine
- ❖ Paediatrics
- ❖ Psychiatry
- ❖ Homoeopathic Materia Medica

- ❖ Organon of Medicine and Homoeopathic Philosophy
- ❖ Repertory
- ❖ Homoeopathic Pharmacy

#### SPECIAL FEATURES OF THE COLLEGE:

- ❖ Most qualified and experienced teaching faculty.
- ❖ Best infrastructural facilities with good academic environment.
- ❖ Separate Hostels for Boys and Girls.
- ❖ Well equipped laboratories.
- ❖ Full fledged central library with recent books and journals.
- ❖ 50 Bedded Hospital with different specialty units for clinical training.
- ❖ Equipped with Ultra sound, X-Ray & ECG
- ❖ Medical Insurance for all students.
- ❖ Students and interneers are exposed to Vinayaka Mission's Medical College Hospital for clinical training.
- ❖ Involvement of students in regular medical camps and Health awareness camps.
- ❖ Involvement of students and interneers in National Service Scheme and peripheral health care.
- ❖ Regular Faculty Development Programme.
- ❖ Regular Continuing Medical Education Programme.
- ❖ Regular Basic Life Support & First Aid Programme
- ❖ Regular Personality Development Programme
- ❖ Extra curricular activities to develop the personality

#### COLLEGE OFFICE

Sankari Main Road (NH-47), Seeragapadi Post, Salem – 636 308, Tamil Nadu.

Mobile : 98427 65594, 94898 55694

Website : [www.vmhmc.edu.in](http://www.vmhmc.edu.in) E-mail: [principal.vmhmc@vmu.edu.in](mailto:principal.vmhmc@vmu.edu.in) / [admissions.vmhmc@gmail.com](mailto:admissions.vmhmc@gmail.com)

#### UNIVERSITY OFFICE

THE REGISTRAR

VINAYAKA MISSION'S RESEARCH FOUNDATION (DEEMED TO BE UNIVERSITY)

Sankari Main Road (NH -47), Ariyanoor, Salem – 636 308, TamilNadu, India. Ph : 0427 - 2529700

Fax: 91 - 427 - 2477903 / 3012066 E-mail : [vmtrust@vmu.edu.in](mailto:vmtrust@vmu.edu.in) Web : [www.vinayakamission.com](http://www.vinayakamission.com)

#### Disclaimer

The view and opinions expressed by the editors & authors of the published articles in this News Bulletin are not necessarily of their Own.

#### Printing Press :

**Shree Vinayaka Achagam**  
Ponnammapet,  
Salem - 636 003.

#### Printed, Owned and Published by:

**The Principal**  
Vinayaka Mission's Homoeopathic Medical  
College & Hospital,  
NH-47, Sankari Main Road, Seeragapadi (Po)  
Salem - 636308, Tamilnadu.